

CONTENTS

Introduction	17-18
Teacher's Guide ..	19-22
My Classroom	1
Pack-up Time	2
Class Members	3
Class Award	4
Class Rules	5
School Name	6
My School Uniform	7
School Design	8
School Needs	9
School Signs	10
Places At School	11
People At School	12
School Activities	13
My School Day	14
School Thoughts	15

HOW TO USE THIS eWORKBOOK

The **Think About School** eWorkbook is a valuable resource for the Human Society And Its Environment (HSIE) Key Learning Area, for students **ages 4-6**. It contains 15 eWorksheets that promote higher order thinking skills. The eWorksheets can be used to provide stimulating learning experiences or as assessment tasks.

The Think About School eWorkbook should be used to supplement a teacher's unit of work which adheres to the school curriculum requirements.

THE TEACHER'S GUIDE

The teacher's guide helps teachers make the most of the eWorksheets. It provides the objective and targeted thinking skills for each eWorksheet, helping teachers identify links to curriculum and incorporate the pack into their classroom programs. It also contains warm-up and follow-up ideas for each eWorksheet, helping teachers promote thinking skills in their classroom.

THE eWORKSHEETS

- are designed to provoke thinking
- invite students to make decisions and think for themselves
- are open-ended with more than one "right" answer
- can cater for the wide ability range in a classroom

Each eWorksheet concludes with a think task which:

- is intended to be used as a group activity
- can be quickly incorporated into a busy curriculum
- encourages a higher level of thinking, challenging students to think critically and creatively

THE CLASSROOM ENVIRONMENT





To foster high-level thinking in the classroom, it is suggested that:

- students work on each eWorksheet in collaborative groups or in pairs
- time is allowed for discussion and comparison of student responses
- the class learns to accept and celebrate diversity in responses
- the teacher nurtures risk-taking

PRINTING TIPS

- It is not necessary to print the cover, introduction and teacher's guide. These pages can be read and revisited on your computer screen. To save paper and printing costs, print only the eWorksheets; pages 1-15.
- The eWorksheets are designed to be printed in either colour or black (grayscale).
- If the eWorksheets do not print correctly, refer to printing help and tips in the Adobe® Reader® software.



Page & Title	eWorksheet Objectives	Targeted Thinking Skills	eWorksheet Warm-up	eWorksheet Follow-up
<p>5 - Class Rules</p> 	Evaluate the importance of rules.	<ul style="list-style-type: none"> • Compare • Value • Rate • Decide • Justify • Formulate 	<p>Discuss the need for classroom rules and the process of formulating rules.</p> <p>Students identify their school rules.</p>	<p>Students formulate rules for various settings e.g. home, swimming pool, car park, play ground.</p> <p>In groups, students rate the rules. Compare ratings given by each group and discuss.</p>
<p>6 - School Name</p> 	Recognise the school name.	<ul style="list-style-type: none"> • Identify • Locate 	<p>Discuss the school name and all the places it may appear. Students identify places to copy the school name from e.g. sign, uniform, school bag.</p>	<p>Students design a school bag with special features and write the school name on it. Students present their designs highlighting the features.</p>
<p>7 - My School Uniform</p> 	Describe the school uniform.	<ul style="list-style-type: none"> • Recall • Describe • Modify • Design 	<p>Discuss school uniforms and how they may differ amongst schools and in other countries.</p> <p>Students identify the recognisable characteristics of their own school uniform.</p>	<p>Students design a teacher's uniform for their school.</p>
<p>8 - School Design</p> 	Recognise environmental features of a school.	<ul style="list-style-type: none"> • Determine • Plan • Design 	<p>Students tour the school and identify natural and built environmental features.</p> <p>Discuss the function and importance of various environmental features.</p>	<p>After completing the eWorksheet, students present and explain their designs.</p> <p>In groups, students recommend changes to the physical environment of the school and convince the class of the need for the suggested changes.</p>

class RULES

Internet Code: TE0010

* helping kids learn and grow *

the **popet**
★ teachers' SPOT

Name: _____

Rate these class rules

very important

important

not very important



Be on time



Raise your hand to speak



Walk in 2 lines



Be friendly



Do your work



Eat your lunch



Speak politely



Write another rule that you think is very important





think and SUGGEST

What if a class had one day without any rules?