

CONTENTS

Introduction	i - ii
Parent's Guide	iii - vii
Letters On School Things	1
Letters On A Shopping Bag	2
Letters On Toy Tags	3
Letters On A Keyboard	4
Letters On Envelopes	5
Spot The Letters	6
Letters On Street Signs	7
Letters On A Shopping List	8
Letters On Number Plates	9
Letters In A Car Park	10
Letters On Books	11
Letters On Boats	12

HOW TO USE THIS eWORKBOOK

Letters Think Pack - 1 is an ideal introduction to letters for children **aged 3-4**. It contains a detailed parent's guide and 12 eWorksheets, designed to promote higher order thinking skills.

THE PARENT'S GUIDE

The parent's guide provides a wealth of stimulating activities to further enrich the child's thinking and learning. Each eWorksheet is accompanied with warm-up and follow-up activities, designed to equip parents with professional teaching ideas.

THE eWORKSHEETS

- are designed to provoke thinking
- invite children to make decisions and think for themselves
- are open-ended with more than one "right" answer
- conclude with a think task, encouraging a higher level of thinking





PARENT TIPS

- It is not necessary to use the eWorksheets in order. Allow the child to choose.
- Carefully read the instructions to the child.
- Offer praise and encouragement for all efforts made by the child.
- Reissue the eWorksheets to provide repetition and build confidence.
- Propose the think tasks while out shopping, during dinner, while driving or in the bath.
- Include older siblings or adults in the think tasks to promote broader thinking.

PRINTING TIPS

- It is not necessary to print the cover, introduction and parent's guide. These pages can be read and revisited on your computer screen. To save paper and printing costs, print only the eWorksheets; pages 1-12.
- The eWorksheets are designed to be printed in either colour or black (grayscale).
- If the eWorksheets do not print correctly, refer to printing help and tips in the Adobe® Reader® software.



Page & Title	eWorksheet Warm-up	eWorksheet Follow-up
<p>5 - Letters On Envelopes</p> 	<p>Collect the mail with the child and talk about the letters on the envelope. Ask the child to find all the letters on the envelope that have a straight line. Help the child to find all the letters on the envelope that have a circle or oval shape.</p>	<p>Ask the child to choose somebody to send this eWorksheet to. Address the envelope with the child and post it.</p>
<p>6 - Spot The Letters</p> 	<p>Go on a letter hunt while out shopping. Give the child a letter to hold and ask the child to find that letter. Encourage the child to look at signs and packaging that he/she may be familiar with.</p>	<p>Play hide-and-seek with letters hidden around the house. Initially, ask the child to look for any letter. Later, increase the difficulty by asking the child to find a specific letter.</p>
<p>7 - Letters On Street Signs</p> 	<p>Take a walk with the child and look at surrounding street name signs. Ask the child to look at street name signs and count the letters in each sign.</p>	<p>Talk about the letters in the name of your street. Write your street name on a piece of cardboard for the child to decorate and add string for hanging. Hang the child's street name somewhere on the house.</p>
<p>8 - Letters On A Shopping List</p> 	<p>Play a memory game with the child using six items from the food cupboard. Place the items in a shopping bag and say "Look in my shopping bag." Ask the child to look away and remove an item from the bag. Let the child look in the bag and ask "What's missing from my shopping bag?" Make the game more challenging by removing two and then three items from the bag.</p>	<p>Write a real shopping list with the child. Let the child observe while you list some items. Ask the child to add something to the list. The child can draw a picture, or write some letters, for the item being listed. Give the child control of the shopping list when out shopping.</p>

letters on a SHOPPING LIST

Internet Code: PK0002

* helping kids learn and grow *


the **popet**
★ pink SPOT

ABCDEFGHIJKLMNOPQRSTUVWXYZ
Write letters on the shopping list.

1.



2.



3.



abcdefghijklmnopqrstuvwxyz

think and CONCLUDE

What are 3 things that we often buy ?