

CONTENTS

Introduction	i - ii
Parent's Guides	iii - v
Animal Features	1
Comparing Animals	2
Food For Animals	3
A Home For An Animal	4
Animal Homes	5
Similar Animals	6
Animal Groups	7
Animal Needs	8
Animal Diary	9
Animals In Nature	10
People And Animals	11
Animals Are Special	12

HOW TO USE THIS eWORKBOOK

The **Think About Animals** eWorkbook is thematic and packed with stimulating activities for **ages 4 - 6**. It contains a detailed parent's guide and 12 eWorksheets, designed to promote higher order thinking skills.

THE PARENT'S GUIDE

The parent's guide provides a wealth of stimulating activities to further enrich the child's thinking and learning. Each eWorksheet is accompanied with warm-up and follow-up activities, designed to equip parents with professional teaching ideas.

THE eWORKSHEETS

- are designed to provoke thinking
- invite children to make decisions and think for themselves
- are open-ended with more than one "right" answer
- allow for written or pictorial responses
- conclude with a think task, encouraging a higher level of thinking





PARENT TIPS

- Carefully read the instructions to the child.
- Offer praise and encouragement for all efforts made by the child.
- Propose the think tasks while out shopping, during dinner, while driving or in the bath.
- Include older children or adults in the think tasks to promote broader thinking.

PRINTING TIPS

- It is not necessary to print the cover, introduction and parent's guide. These pages can be read and revisited on your computer screen. To save paper and printing costs, print only the eWorksheets; pages 1-12.
- The eWorksheets are designed to be printed in either colour or black (grayscale).
- If the eWorksheets do not print correctly, refer to printing help and tips in the Adobe® Reader® software.



Page & Title	eWorksheet Objective	Targeted Thinking Skills	eWorksheet Warm-up	eWorksheet Follow-up
<p>5 - Animal Homes</p> 	Give an example of a suitable home for a particular animal.	<ul style="list-style-type: none"> Recall Select Describe 	<p>Discuss animals that live in other parts of the world, and why they live in different environments.</p> <p>Say letters of the alphabet and ask the child to name an animal starting with that letter.</p>	Provide a cardboard box and ask the child to make a diorama of a farm. Encourage the child to create a scene with grass, trees, fences, shelters and to add toy animals or animal pictures to the diorama.
<p>6 - Similar Animals</p> 	Classify animals according to a common feature.	<ul style="list-style-type: none"> Examine Analyse Compare Conclude 	<p>Look through magazines or newspapers for pictures of animals. Ask the child to cut out the pictures and stick them onto a large sheet of paper to make an animal mural.</p> <p>Discuss information about animals while making the mural.</p>	<p>Brainstorm animals with four legs. Ask the child to invent an animal similar to a giraffe.</p> <p>Ask the child to explain how this invented animal is similar, and how it is different, to a giraffe.</p>
<p>7 - Animal Groups</p> 	Categorise animals into a common group.	<ul style="list-style-type: none"> Compare Determine Classify Categorise 	<p>While watching television, draw the child's attention to the similarities and differences amongst people you see.</p> <p>Ask the child to name various groups that people belong in. Tell the child that animals belong in animal groups.</p>	<p>Tell the child the definition of 'reptile', 'mammal' or 'marsupial'. Together, identify animals that belong in that animal group.</p> <p>Use a paper bag to make an animal puppet of an animal that belongs in the group.</p>
<p>8 - Animal Needs</p> 	Create a song identifying some animal needs.	<ul style="list-style-type: none"> Analyse Determine Originate Create Compose 	<p>Name an animal and three things it needs. Ask the child to decide which of these needs is the most important.</p> <p>Repeat this with other animals.</p>	<p>Ask the child to teach the song to someone else.</p> <p>Make a recording of the child singing the song.</p>

Think of animals starting with each of these letters. Write or draw the animals in the spaces to show where they live.


Lives on a farm

Lives in a zoo

Lives as a pet

b

c



d



h

hippopotamus

think and JUDGE

Give 3 good reasons for keeping a gorilla in a zoo.